

HORIZON

A matter of space

Elevate the leisure experience

Aligning with the concept of 'Modern contemporary' architectural, the 3-floors clubhouse redefines luxury in functionalities and utilities.

Purposefully crafted in each detail for a seamless experience, the amenities include a spacious fitness center, a 25- meter-long salt chlorinator swimming pool, and a rooftop lounge where you see the horizon line.





Lobby Lounge



Swimming pool



Fitness center



Rooftop lounge

For the ultimate living comfort, all facilities are curated to elevate the relaxation experience, from the training space with a fully equipped fitness center and a delightful jacuzzi, with a pool park, entertainment lounge, to a rooftop lounge. Also, the multi-functional park provides various activities, suiting every family member, from a bike lane, running track, mini golf park, and skate park to a kids space.





Optimize the space of ease

With our forward-thinking design principles, all three house models fuse the modern contemporary style with tropical architecture to create the best-functional space that suits modern lifestyles amid Pattaya city.

Enrich the moments

To create a functional and aesthetically blissful space, the decoration inside comprises calm and subtle luxury elements with high-quality materials for long-term durability.





Experience the life you deserve

All living areas intend to serve every family member's lifestyle, with their own private and shared space to refine the living moment.

1st Floor Plan2nd Floor Plan

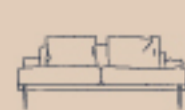
Estimated usable space: 226 sq.m.
Minimum land size : 255 sq.m. (63.8 sq.wa)



4 Bedrooms



3 Bathrooms



1 Living rooms



2 Parking

RAY PLUS



1st Floor Plan



2nd Floor Plan



Estimated usable space: 231 sq.m.
Minimum land size : 255 sq.m. (63.8 sq.wa)

-  4 Bedrooms
-  4 Bathrooms
-  1 Living rooms
-  2 Parking




1st Floor Plan



2nd Floor Plan



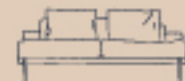
Estimated usable space: 248 sq.m.
Minimum land size : 255 sq.m. (63.8 sq.wa)



4 Bedrooms



3 Bathrooms



2 Living rooms



2 Parking

SHINE PLUS




1st Floor Plan



2nd Floor Plan



Estimated usable space: 254 sq.m.
Minimum land size : 255 sq.m. (63.8 sq.wa)



4 Bedrooms



4 Bathrooms



2 Living rooms



2 Parking



1st Floor Plan



2nd Floor Plan



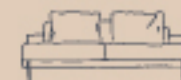
Estimated usable space: 280 sq.m.
Minimum land size : 272 sq.m. (68 sq.wa)



4 Bedrooms



4 Bathrooms



2 living rooms



2 Parking



CCTV



live security
guards



digital door
lock



key card



security
mobile application.

Enhance security through innovation

Feel safe under the 24-hours CCTV surveillance with live security guards, personal security control systems, and intelligent home control with a digital door lock, intercom, and smart keycard, linking to a mobile application for an absolute living experience.



The serenity amid
the fast-paced Pattaya

Located in a tranquil area near the city center with streamlined access to the city with a No.7 tollway of less than 2 Km., Horizon is truly a gateway for relaxation and connection with the city life of Pattaya.



GET DIRECTION